



# LOCTITE® 567

March 2007

## PRODUCT DESCRIPTION

LOCTITE® 567 provides the following product characteristics:

<b>Technology</b>	Acrylic
<b>Chemical Type</b>	Methacrylate ester
<b>Appearance (uncured)</b>	Smooth, creamy, off-white paste <sup>LMS</sup>
<b>Components</b>	One component - requires no mixing
<b>Viscosity</b>	High
<b>Cure</b>	Anaerobic
<b>Secondary Cure</b>	Activator
<b>Application</b>	Thread sealing
<b>Strength</b>	Low

LOCTITE® 567 is designed for the locking and sealing of metal tapered threads and fittings. The product cures when confined in the absence of air between close fitting metal surfaces and prevents loosening and leakage from shock and vibration. The high lubricating properties of this compound prevent galling on stainless steel, aluminum and all other metal pipe threads and fittings. LOCTITE® 567 is recommended for industrial applications in the chemical processing, petroleum refining, pulp/paper, waste treatment, textile, utilities/power generation, marine, automotive, industrial equipment, gas compression and distribution industries. It is also recommended for industrial plant fluid power systems.

### UL Classification

**Classified by Underwriters Laboratories Inc.®** as to fire hazard only. LOCTITE® PST® 567 Fire hazard is small. No flash point in liquid state. Ignition temperature 455 °C. For use in devices handling gasoline, petroleum oils, natural gas (pressure not over 300 PSIG), propane, and butane, not exceeding 2 in. pipe size. 976P

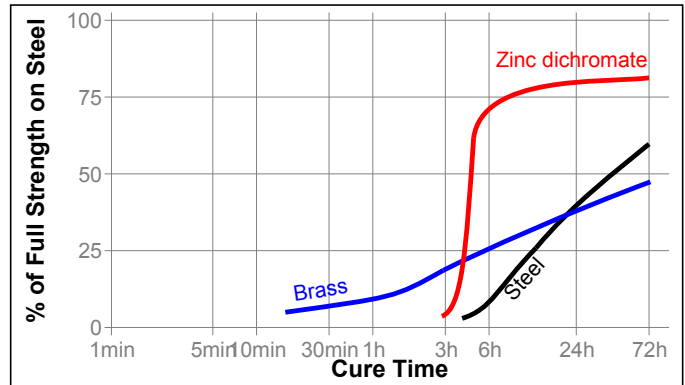
### TYPICAL PROPERTIES OF UNCURED MATERIAL

- Specific Gravity @ 25 °C 1.1
- Flash Point - See MSDS
- Viscosity, Brookfield - RVF, 25 °C, mPa·s (cP):  
Spindle 7, speed 2 rpm 280,000 to 800,000<sup>LMS</sup>

### TYPICAL CURING PERFORMANCE

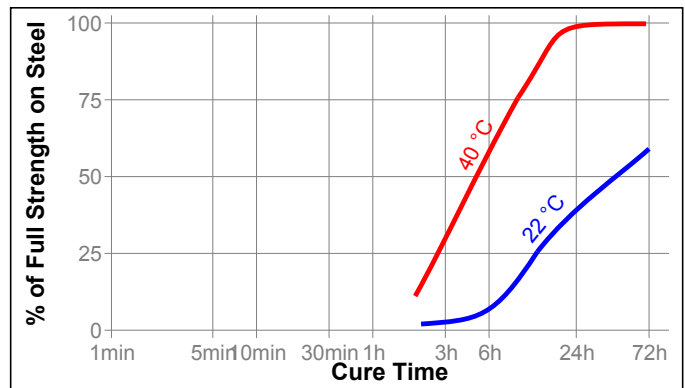
#### Cure Speed vs. Substrate

The rate of cure will depend on the substrate used. The graph below shows the breakaway strength developed with time on 3/8 NPT steel pipe tees and plugs compared to different materials and tested according to ASTM D6396.



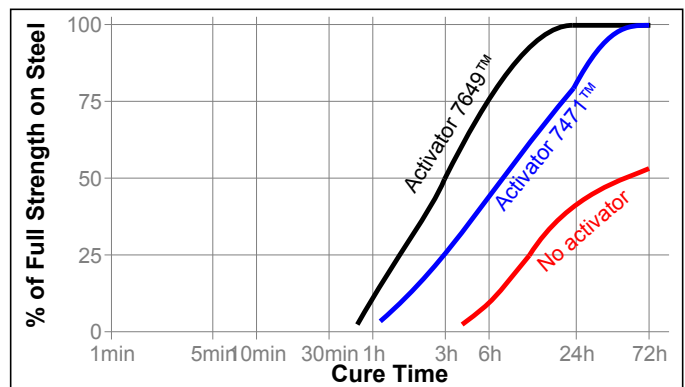
#### Cure Speed vs. Temperature

The rate of cure will depend on the temperature. The graph below shows the breakaway strength developed with time at different temperatures on 3/8 NPT steel pipe tees and plugs and tested according to ASTM D6396.



#### Cure Speed vs. Activator

Where cure speed is unacceptably long, or large gaps are present, applying activator to the surface will improve cure speed. The graph below shows the breakaway strength developed with time on 3/8 NPT steel pipe tees and plugs using Activator 7471™ and 7649™ and tested according to ASTM D6396.



**TYPICAL PROPERTIES OF CURED MATERIAL****Physical Properties:**

Coefficient of Thermal Expansion, ISO 11359-2, K <sup>-1</sup>	80×10 <sup>-6</sup>
Coefficient of Thermal Conductivity, ISO 8302, W/(m·K)	0.1
Specific Heat, kJ/(kg·K)	0.3

**TYPICAL PERFORMANCE OF CURED MATERIAL****Adhesive Properties**

After 24 hours @ 22 °C

Breakaway Torque, ISO 10964:

3/8 x 24 steel nuts (grade 2) and bolts (grade 2)	N·m	≥1.7 <sup>LMS</sup>
	(lb.in.)	(≥15)

After 4 hours @ 22 °C

Breakaway Torque, ISO 10964:

3/8 x 24 steel nuts (grade 2) and bolts (grade 2)	N·m	≥0.3 <sup>LMS</sup>
	(lb.in.)	(≥2.6)

**TYPICAL ENVIRONMENTAL RESISTANCE**

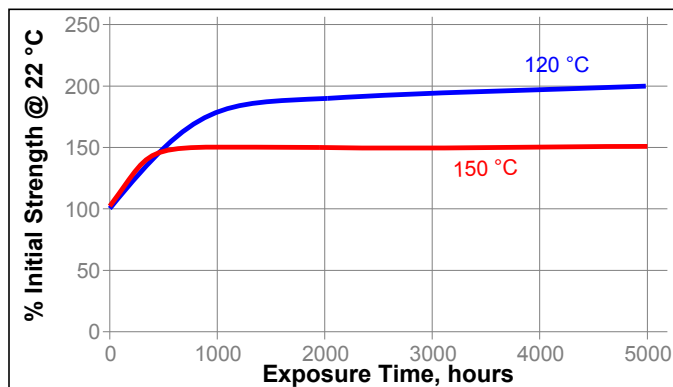
Cured for 72 hours @ 22 °C

Breakloose Torque, ISO 10964, Pre-torqued to 1.1 N·m:

M10 steel fasteners (degreased)

**Heat Aging**

Aged at temperature indicated and tested @ 22 °C

**Chemical/Solvent Resistance**

Aged under conditions indicated and tested @ 22 °C.

Environment	°C	% of initial strength		
		100 h	500 h	1000 h
Motor oil (MIL-L-46152)	40	100	100	100
Gasoline	22	90	80	80
Brake fluid	22	90	90	80
Ethanol	22	85	85	85
Acetone	22	75	70	60
1,1,1 Trichloroethane	22	90	90	85
Water/glycol 50/50	87	100	75	75

**GENERAL INFORMATION**

**This product is not recommended for use in pure oxygen and/or oxygen rich systems and should not be selected as a sealant for chlorine or other strong oxidizing materials.**

**For safe handling information on this product, consult the Material Safety Data Sheet (MSDS).**

Where aqueous washing systems are used to clean the surfaces before bonding, it is important to check for compatibility of the washing solution with the adhesive. In some cases these aqueous washes can affect the cure and performance of the adhesive.

This product is not normally recommended for use on plastics (particularly thermoplastic materials where stress cracking of the plastic could result). Users are recommended to confirm compatibility of the product with such substrates.

**Directions for use****For Assembly**

- For best results, clean all surfaces (external and internal) with a LOCTITE® cleaning solvent and allow to dry.
- If the material is an inactive metal or the cure speed is too slow, spray with Activator 7471™ or 7649™ and allow to dry.
- Apply a 360° bead of product to the leading threads of the male fitting, leaving the first thread free. Force the material into the threads to thoroughly fill the voids. For bigger threads and voids, adjust product amount accordingly and apply a 360° bead of product on the female threads also.
- Using accepted trade practices, assemble and wrench tighten fittings until proper alignment is obtained.
- Properly tightened fittings will seal instantly to moderate pressures. For maximum pressure resistance and solvent resistance allow the product to cure a minimum of 24 hours.

**For Disassembly**

- Remove with standard hand tools.
- Where hand tools do not work because of excessive engagement length or large diameters (over 1"), apply localized heat to approximately 250 °C. Disassemble while hot.

**For Cleanup**

- Cured product can be removed with a combination of soaking in a Loctite solvent and mechanical abrasion such as a wire brush.

**Loctite Material Specification<sup>LMS</sup>**

LMS dated September 1, 1995. Test reports for each batch are available for the indicated properties. LMS test reports include selected QC test parameters considered appropriate to specifications for customer use. Additionally, comprehensive controls are in place to assure product quality and consistency. Special customer specification requirements may be coordinated through Henkel Quality.

**Storage**

Store product in the unopened container in a dry location. Storage information may be indicated on the product container labeling.

**Optimal Storage: 8 °C to 21 °C. Storage below 8 °C or greater than 28 °C can adversely affect product properties.**

Material removed from containers may be contaminated during use. Do not return product to the original container. Henkel Corporation cannot assume responsibility for product which has been contaminated or stored under conditions other than those previously indicated. If additional information is required, please contact your local Technical Service Center or Customer Service Representative.

**Conversions**

$(^{\circ}\text{C} \times 1.8) + 32 = ^{\circ}\text{F}$   
 $\text{kV/mm} \times 25.4 = \text{V/mil}$   
 $\text{mm} / 25.4 = \text{inches}$   
 $\mu\text{m} / 25.4 = \text{mil}$   
 $\text{N} \times 0.225 = \text{lb}$   
 $\text{N/mm} \times 5.71 = \text{lb/in}$   
 $\text{N/mm}^2 \times 145 = \text{psi}$   
 $\text{MPa} \times 145 = \text{psi}$   
 $\text{N}\cdot\text{m} \times 8.851 = \text{lb}\cdot\text{in}$   
 $\text{N}\cdot\text{m} \times 0.738 = \text{lb}\cdot\text{ft}$   
 $\text{N}\cdot\text{mm} \times 0.142 = \text{oz}\cdot\text{in}$   
 $\text{mPa}\cdot\text{s} = \text{cP}$

**Note**

The data contained herein are furnished for information only and are believed to be reliable. We cannot assume responsibility for the results obtained by others over whose methods we have no control. It is the user's responsibility to determine suitability for the user's purpose of any production methods mentioned herein and to adopt such precautions as may be advisable for the protection of property and of persons against any hazards that may be involved in the handling and use thereof. In light of the foregoing, **Henkel Corporation specifically disclaims all warranties expressed or implied, including warranties of merchantability or fitness for a particular purpose, arising from sale or use of Henkel Corporation's products. Henkel Corporation specifically disclaims any liability for consequential or incidental damages of any kind, including lost profits.** The discussion herein of various processes or compositions is not to be interpreted as representation that they are free from domination of patents owned by others or as a license under any Henkel Corporation patents that may cover such processes or compositions. We recommend that each prospective user test his proposed application before repetitive use, using this data as a guide. This product may be covered by one or more United States or foreign patents or patent applications.

**Trademark usage**

Except as otherwise noted, all trademarks in this document are trademarks of Henkel Corporation in the U.S. and elsewhere. ® denotes a trademark registered in the U.S. Patent and Trademark Office.

Reference 1.1